

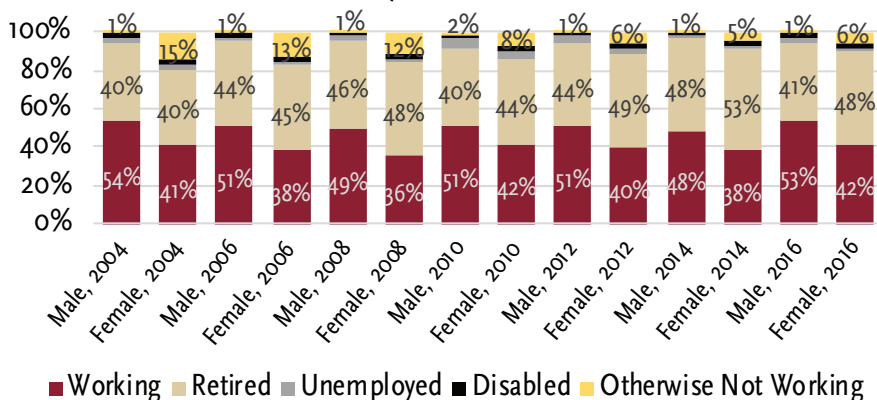
SELF-EMPLOYMENT TRENDS AMONG OLDER AMERICANS: BY GENDER

Cal J. Halvorsen, PhD, MSW

Self-employment is a prominent form of work among older Americans. But how do self-employment rates vary by gender among people age 50 and older?

Working Rates Among People Over 50:

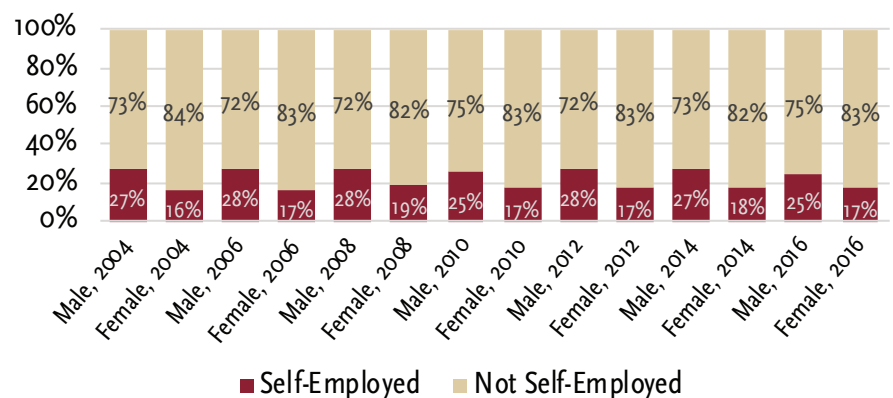
By Gender



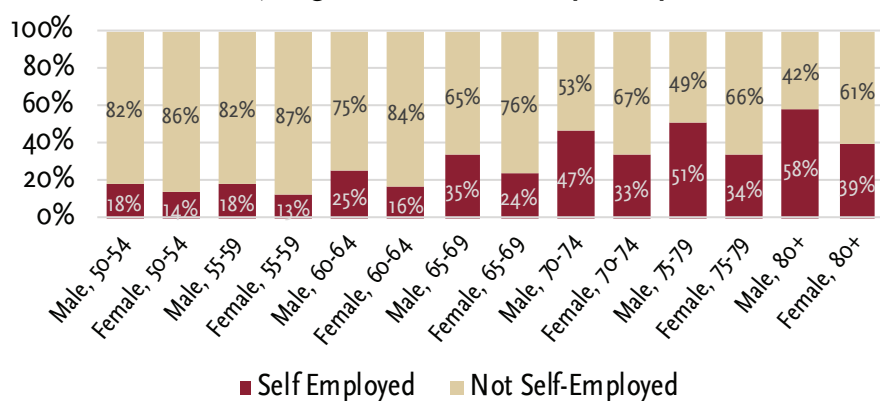
1 Over the past dozen years, the share of older men who are working for pay has consistently been about 10% higher than the share of women.

2 Looking at the same time span, the share of older male workers who are self-employed has been about 10% higher than the share of women.

Self Employment Rates Among People Over 50: By Gender



Self-Employment Rates: By Age and Gender (2016)



3 Yet how do these rates differ by age among working older Americans? While the rates of self-employment increase with age among both groups, the rates increase the most dramatically for men: Among workers over the age of 80, the share of men who work for themselves is nearly 20% higher than that of women.

Methodology

Authors' calculations using weighted data to be representative of the U.S. older population from the Health and Retirement Study/RAND HRS Longitudinal File 2016 (V2). The HRS is a longitudinal study sponsored by the National Institute on Aging and the Social Security Administration that surveys a representative sample of approximately 20,000 people in America every two years. Graphic design by Johanna Lynch.

THE CENTER
ON **aging**
& **work**
AT BOSTON COLLEGE

The Center on Aging & Work at Boston College aims to promote opportunity, choice, and quality of paid and unpaid work across the lifespan, with a focus on older adults. Through research studies, engagement with a multi-disciplinary network of scholars and practitioners, and efforts to translate research into practice, we bridge the worlds of research and practice.