

Will imports and robots push older workers into nontraditional jobs?

Authors: Matthew S. Rutledge, Gal Wettstein, Sara Ellen King

Persistent link: <http://hdl.handle.net/2345/bc-ir:108892>

This work is posted on [eScholarship@BC](#),
Boston College University Libraries.

Chestnut Hill, Mass.: Center for Retirement Research at Boston College, March 2020

These materials are made available for use in research, teaching and private study, pursuant to U.S. Copyright Law. The user must assume full responsibility for any use of the materials, including but not limited to, infringement of copyright and publication rights of reproduced materials. Any materials used for academic research or otherwise should be fully credited with the source. The publisher or original authors may retain copyright to the materials.

WILL IMPORTS AND ROBOTS PUSH OLDER WORKERS INTO NONTRADITIONAL JOBS?

BY MATTHEW S. RUTLEDGE, GAL WETTSTEIN, AND SARA ELLEN KING*

Introduction

Recent research has called attention to workers in nontraditional jobs – defined here as jobs without retirement and health benefits, particularly those with volatility in hours or wages. At the same time, U.S. workers are facing growing competition from trade and automation. The question is: are trade and automation pushing more workers into nontraditional jobs? This issue may be a particular concern for older workers, who increasingly need longer careers with continued access to retirement plans and health coverage to secure an adequate retirement.

To explore the relationship between trade, automation, and nontraditional work, this *brief*, based on a recent study, tests whether workers are more likely to be in nontraditional jobs, or to transition to such jobs, in states that have greater exposure to trade and automation.¹

The discussion proceeds as follows. The first section defines nontraditional work and presents trends in trade and automation. The second section describes the analytic approach. The third section reports the results, which show no evidence that a rise in import competition leads workers to end up in – or switch to – nontraditional jobs. However,

some evidence suggests that automation does have an effect, particularly for older workers relative to mid-career workers. The final section concludes that as automation continues to increase, nontraditional jobs may grow more common, underscoring the need for alternative sources of retirement saving and health insurance coverage.

Background

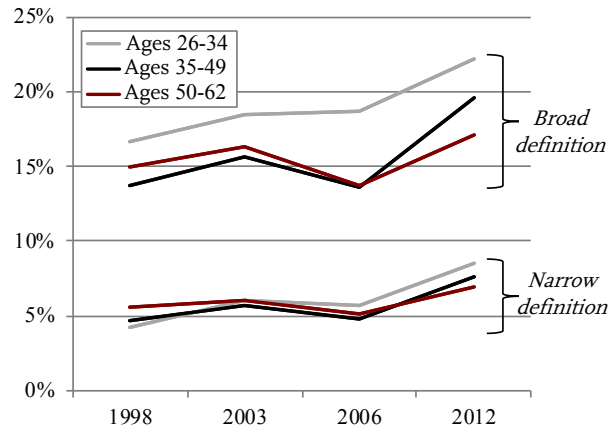
Researchers define nontraditional jobs in various ways, including gig-economy jobs, on-call work, temporary positions, part-time slots, and/or self-employment. Not surprisingly, then, estimates of the prevalence of nontraditional jobs vary from 2 percent to 40 percent of all jobs.²

Most definitions of nontraditional jobs focus on the worker's relationship to the employer. This *brief* instead looks at the characteristics of the jobs. Specifically, the analysis uses two definitions of nontraditional jobs: 1) those without a retirement plan and health insurance (the "broad" definition); and 2) those without these benefits *and* with volatility in employment, hours, or earnings (the "narrow" definition).³

* Matthew S. Rutledge is an associate professor of the practice of economics at Boston College and a research fellow of the Center for Retirement Research at Boston College (CRR). Gal Wettstein is a research economist at the CRR. Sara Ellen King is a former research associate of the CRR.

Under both definitions, nontraditional jobs appear to have increased modestly over recent decades, consistent with the findings of other research (see Figure 1).⁴ The trends are similar by age, except that young workers are disproportionately in these jobs under the broad definition, which is not surprising given that they have less work experience and faced a particularly difficult labor market right after the Great Recession.⁵ The implications of the growth in nontraditional jobs are still emerging, but another recent Center study found that older workers in these jobs ended up with less retirement income.⁶

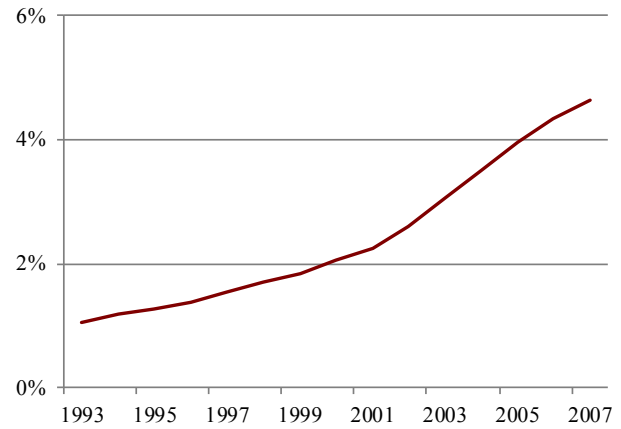
FIGURE 1. PERCENTAGE OF WORKERS IN NONTRADITIONAL JOBS, BY AGE AND DEFINITION, 1998-2012



Source: Authors' calculations from U.S. Census Bureau, *Survey of Income and Program Participation* (SIPP) (1996-2008 panels).

Two potential contributors to the rise in nontraditional jobs are import competition and automation, which could put downward pressure on the wages and/or benefits of U.S. workers. Both imports and automation have increased substantially in recent decades (see Figures 2a and 2b). To gauge workers' exposure to trade, the analysis uses a measure based on Chinese imports to the United States, which increased suddenly and dramatically following China's accession to the World Trade Organization.⁷ The au-

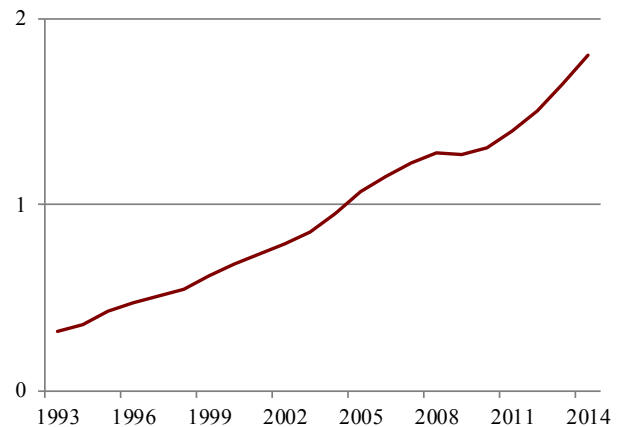
FIGURE 2A. IMPORT PENETRATION RATIO FOR GOODS FROM CHINA TO THE UNITED STATES, 1993-2007



Note: The import penetration ratio is U.S. spending on goods from China relative to all U.S. spending on goods. Source: Autor, Dorn, and Hanson (2013).

tomation measure is the number of industrial robots per 1,000 workers for 19 different industries.⁸ Both the trade and the automation variables are aggregated to the state level.

FIGURE 2B. INDUSTRIAL ROBOTS PER 1,000 WORKERS IN THE UNITED STATES, 1993-2014



Source: Acemoglu and Restrepo (2017).

Prior research has looked at the effects of trade and automation on some employment-related indicators.⁹ For example, one study found that manufacturing workers who were most exposed to import competition experienced more churn.¹⁰ Similarly, other research showed that local labor markets exposed to automation saw employment and wage losses.¹¹ However, no previous studies have examined whether trade and automation push workers into nontraditional jobs.

Relating Nontraditional Jobs to Trade and Automation

The key question for this study is whether import competition and automation are associated with more nontraditional work. To assess these relationships, the analysis uses the *Survey of Income and Program Participation* from 1998-2012 to examine the share of workers ages 26-62 in nontraditional jobs and the share transitioning from a traditional to a nontraditional job. With these data, the analysis estimates two regression models that control for the business cycle.

The first model (a static analysis) looks at the relationship between the percentage of workers in nontraditional jobs in a state in any given year and exposure to trade and automation in a worker's state using a probit regression. This model is estimated using both definitions of nontraditional work – broad (jobs without retirement and health benefits) and narrow (jobs without these benefits *and* with volatility in work schedules or earnings). The basic equation is:

$$\begin{aligned} &\text{Percentage of workers in nontraditional jobs} \\ &\text{in a state by year} = \\ &f(\text{trade, automation, job characteristics,} \\ &\text{demographics, state, year}) \end{aligned}$$

In addition to the main independent variables of trade and automation, the controls include other job and personal characteristics. Furthermore, to assess whether older workers are particularly impacted by automation and trade, this model is also estimated by age group, again under both definitions of nontraditional work.

The second model (a dynamic analysis) focuses on whether the same factors push workers from traditional to nontraditional jobs. It is identical in

structure, but the sample is limited to those who start out in traditional jobs. This model is also estimated under both definitions of nontraditional work.

Overall, for each definition of nontraditional work, the analysis yields estimates for the static and dynamic models for workers of all ages (the full sample) and for workers broken out by separate age groups.

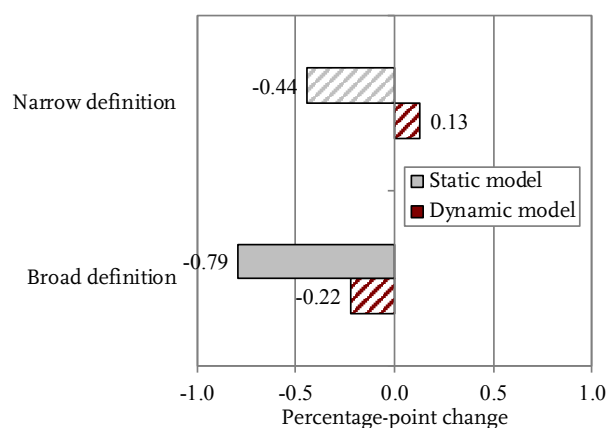
Results

The overall results are mixed. They do not support the hypothesis that increased competition from trade leads to more nontraditional work. However, they do offer some support for the notion that automation leads to more nontraditional jobs.¹² In addition, the results suggest that this relationship is stronger for older workers than for mid-career workers.

Trade

The trade results for the full sample show no evidence that increased imports from China lead to more nontraditional jobs – on the contrary, they suggest that more trade is associated with fewer such jobs. This finding is marginally statistically significant in one of the four estimates (see Figure 3).

FIGURE 3. ASSOCIATION OF TRADE WITH NONTRADITIONAL JOBS BY DEFINITION AND MODEL TYPE

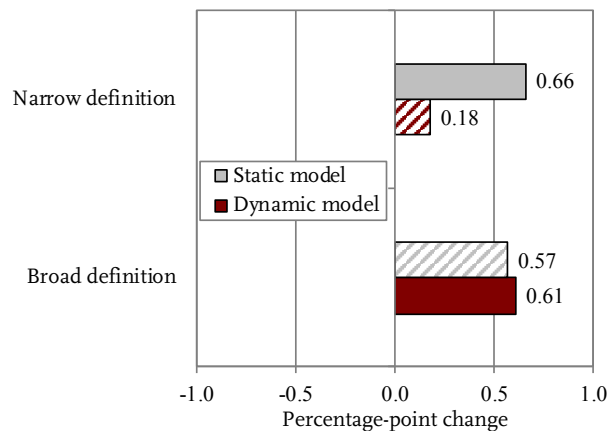


Note: Solid bars are significant at the 10-percent level.
Source: Rutledge, Wettstein, and King (2019).

Automation

The automation results suggest that having more robots per worker is associated with more nontraditional jobs. Both the static analysis – measuring the prevalence of nontraditional jobs overall – and the dynamic analysis – measuring the prevalence of switching to a nontraditional job – indicate a positive relationship with automation. The result for the static analysis is statistically significant at the 10-percent level using the narrow definition of nontraditional work, while the result for the dynamic analysis is similarly significant using the broad definition (see Figure 4). For example, in the static analysis, a one-standard deviation increase in the use of industrial robots is associated with a 0.7-percentage-point increase in nontraditional work, narrowly defined.

FIGURE 4. ASSOCIATION OF AUTOMATION WITH NONTRADITIONAL JOBS BY DEFINITION AND MODEL TYPE



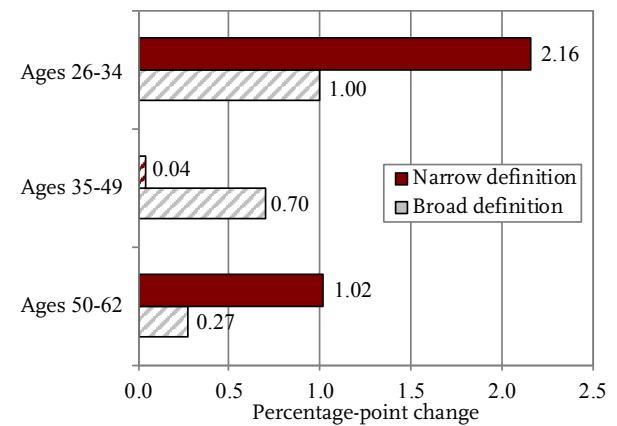
Note: Solid bars are significant at the 10-percent level. Source: Rutledge, Wettstein, and King (2019).

These results may understate the relationship between nontraditional work and automation because industrial robot use is only one component of automation’s effect on employment. In short, if measured more comprehensively, automation may have grown faster than indicated in this analysis.

Results by Age

In terms of the impact by age, the results discussed here are limited to the static model estimates for the relationship between automation and nontraditional jobs. Excluded are the results for trade (which, again, show no evidence of a positive relationship) and the dynamic model (as none are statistically significant).

FIGURE 5. ASSOCIATION OF AUTOMATION WITH NONTRADITIONAL JOBS IN STATIC MODEL BY DEFINITION AND AGE GROUP



Note: Solid bars are significant at least at the 10-percent level. Source: Rutledge, Wettstein, and King (2019).

The results for the static model show that – relative to mid-career workers – the share of older workers in nontraditional jobs is higher in states where automation is more prevalent (see Figure 5). For example, being an older worker is associated with a statistically significant 1-percentage-point increase in the likelihood of being in a nontraditional job (under the narrow definition) for a 1-standard deviation increase in automation, with no such relationship for workers ages 35-49. Not surprisingly, the workers ages 26-34 display an even stronger association between automation and nontraditional work, as those who are early in their careers are more likely to have low-skill, routine jobs that are vulnerable to automation.

Conclusion

Concern about nontraditional jobs has grown, especially with the potential for growing competitive pressures from trade and automation. The results of this analysis suggest a positive relationship between automation – defined by an increased use of robots – and nontraditional jobs, with older workers seeing a larger impact than mid-career workers. On the other hand, import competition is not associated with greater use of nontraditional work.

The main takeaway is that continuing growth in automation may reduce workers' bargaining power, which could allow employers to offer more lower-quality jobs. Older workers who have trouble extending their careers in traditional employment may find that they have to settle for jobs that do not include retirement saving and health insurance benefits, underscoring the need for alternative sources of coverage to help workers obtain a secure retirement.

Endnotes

- 1 Rutledge, Wettstein, and King (2019).
- 2 Research on nontraditional work dates back decades (e.g., Barker and Christensen 1998) but has become more prominent recently; see Collins et al. (2019); Katz and Krueger (2016, 2019); Abraham et al. (2018); Jackson, Looney, and Ramnath (2017); Farrell and Greig (2017); Robles and McGee (2016); and U.S. Government Accountability Office (2015).
- 3 For more on the different definitions of nontraditional work, see Munnell, Sanzenbacher, and Walters (2019) and Rutledge, Wettstein, and King (2019).
- 4 For example, Osterman (2013) finds that jobs are more likely to lack fringe benefits and have unpredictable wages. Also, see Katz and Krueger (2019) and Munnell, Sanzenbacher, and Walters (2019).
- 5 See Munnell and Hou (2018).
- 6 Munnell, Sanzenbacher, and Walters (2019).
- 7 This definition follows Autor, Dorn, and Hanson (2013). For more on these variables in the current context, see Rutledge, Wettstein, and King (2019).
- 8 This definition follows Acemoglu and Restrepo (2017). For more details on these data, see Rutledge, Wettstein, and King (2019).
- 9 Ongoing Sloan-funded work by Richard Freeman and colleagues examines the extent to which automation affects employer demand for older workers, but does not focus specifically on whether those firms create nontraditional jobs for those workers. Other papers in this vein include Acemoglu and Restrepo (2018); Autor and Salomons (2018); Graetz and Michaels (2018); Wettstein, Rutledge, and Hou (2018); and Hemous and Olsen (2014).
- 10 See Autor et al. (2014). This literature is large and growing; see also Acemoglu et al. (2016); Bloom, Draca, and Van Reenen (2016); Pierce and Schott (2016); and Balsvik, Jensen, and Salvanes (2015).
- 11 Acemoglu and Restrepo (2017).
- 12 For full results, see Rutledge, Wettstein, and King (2019).

References

- Abraham, Katharine G., John Haltiwanger, Kristin Sandusky, and James R. Spletzer. 2018. "Measuring the Gig Economy: Current Knowledge and Open Issues." Working Paper 24950. Cambridge, MA: National Bureau of Economic Research.
- Acemoglu, Daron, David Autor, David Dorn, Gordon H. Hanson, and Brendan Price. 2016. "Import Competition and the Great US Employment Sag of the 2000s." *Journal of Labor Economics* 34(1): 141-198.
- Acemoglu, Daron and Pascual Restrepo. 2017. "Robots and Jobs: Evidence from US Labor Markets." Working Paper 23285. Cambridge, MA: National Bureau of Economic Research.
- Acemoglu, Daron and Pascual Restrepo. 2018. "The Race between Man and Machine: Implications of Technology for Growth, Factor Shares, and Employment." *American Economic Review* 108(6): 1488-1542.
- Autor, David H., David Dorn, and Gordon H. Hanson. 2013. "The China Syndrome: Local Labor Market Effects of Import Competition in the United States." *American Economic Review* 103(6): 2121-2168.
- Autor, David H., David Dorn, Gordon H. Hanson, and Jae Song. 2014. "Trade Adjustment: Worker-Level Evidence." *Quarterly Journal of Economics* 129(4): 1799-1860.
- Autor, David H. and Anna Salomons. 2018. "Is Automation Labor-Displacing? Productivity Growth, Employment, and the Labor Share." Working Paper 24871. Cambridge, MA: National Bureau of Economic Research.
- Balsvik, Ragnhild, Sissel Jensen, and Kjell G. Salvanes. 2015. "Made in China, Sold in Norway: Local Labor Market Effects of an Import Shock." *Journal of Public Economics* 127: 137-144.
- Barker, Kathleen and Kathleen Christensen. 1998. *Contingent Work: American Employment Relations in Transition*. Ithaca, NY: Cornell University Press.
- Bloom, Nicholas, Mirko Draca, and John Van Reenen. 2016. "Trade Induced Technical Change? The Impact of Chinese Imports on Innovation, IT and Productivity." *The Review of Economic Studies* 83(1): 87-117.
- Collins, Brett, Andrew Garin, Emilie Jackson, Dmitri Koustas, and Mark Payne. 2019. "Is Gig Work Replacing Traditional Employment? Evidence from Two Decades of Tax Returns." Working Paper. Washington, DC: Internal Revenue Service.
- Farrell, Diana and Fiona Greig. 2016. "Paychecks, Paydays, and the Online Platform Economy: Big Data on Income Volatility." Working Paper. New York, NY: J.P. Morgan Chase and Co. Institute.
- Graetz, Georg and Guy Michaels. 2018. "Robots at Work." *Review of Economics and Statistics* 100(5): 753-758.
- Hemous, David and Morten Olsen. 2014. "The Rise of the Machines: Automation, Horizontal Innovation and Income Inequality." Discussion Paper DP10244. London, UK: Centre for Economic Policy Research.
- Jackson, Emilie, Adam Looney, and Shanthi Ramnath. 2017. "The Rise of Alternative Work Arrangements: Evidence and Implications for Tax Filing and Benefit Coverage." Working Paper 114. Washington, DC: U.S. Department of the Treasury, Office of Tax Analysis.
- Katz, Lawrence F. and Alan B. Krueger. 2016. "The Rise and Nature of Alternative Work Arrangements in the United States, 1995-2015." Working Paper. Princeton, NJ: Princeton University.
- Katz, Lawrence F. and Alan B. Krueger. 2019. "Understanding Trends in Alternative Work Arrangements in the United States." Working Paper 25425. Cambridge, MA: National Bureau of Economic Research.
- Munnell, Alicia H., Geoffrey T. Sanzenbacher, and Abigail N. Walters. 2019. "How Do Older Workers Use Nontraditional Jobs?" Working Paper 2019-12. Chestnut Hill, MA: Center for Retirement Research at Boston College.

- Munnell, Alicia H. and Wenliang Hou. 2018. "Will Millennials Be Ready for Retirement?" *Issue in Brief* 18-2. Chestnut Hill, MA: Center for Retirement Research at Boston College.
- Osterman, Paul. 2013. "Introduction to the Special Issue on Job Quality: What Does It Mean and How Might We Think About It?" *Industrial and Labor Relations Review* 66(4): 739-752.
- Pierce, Justin R. and Peter K. Schott. 2016. "The Surprisingly Swift Decline of US Manufacturing Employment." *American Economic Review* 106(7): 1632-1662.
- Robles, Barbara and Marysol McGee. 2016. "Exploring Online and Offline Informal Work: Findings from the Enterprising and Informal Work Activities Survey." Discussion Paper 2016-029. Washington DC: U.S. Board of Governors of the Federal Reserve System.
- Rutledge, Matthew S., Gal Wettstein, and Sara Ellen King. 2019. "Will More Workers Have Nontraditional Jobs as Globalization and Automation Spread?" Working Paper 2019-10. Chestnut Hill, MA: Center for Retirement Research at Boston College.
- U.S. Census Bureau. *Survey of Income and Program Participation, 1996-2008*. Washington, DC.
- U.S. Government Accountability Office. 2015. *Contingent Workforce: Size, Characteristics, Earnings, and Benefits*. Report GAO-15-168R. Washington, DC.
- Wettstein, Gal, Matthew S. Rutledge, and Wenliang Hou. 2018. "How Have Automation and Trade Affected the Taxable Share of Covered Earnings?" Working Paper 2018-10. Chestnut Hill, MA: Center for Retirement Research at Boston College.

CENTER *for*
RETIREMENT
RESEARCH
at BOSTON COLLEGE

About the Center

The mission of the Center for Retirement Research at Boston College is to produce first-class research and educational tools and forge a strong link between the academic community and decision-makers in the public and private sectors around an issue of critical importance to the nation's future. To achieve this mission, the Center conducts a wide variety of research projects, transmits new findings to a broad audience, trains new scholars, and broadens access to valuable data sources. Since its inception in 1998, the Center has established a reputation as an authoritative source of information on all major aspects of the retirement income debate.

Affiliated Institutions

The Brookings Institution
Mathematica – Center for Studying Disability Policy
Syracuse University
Urban Institute

Contact Information

Center for Retirement Research
Boston College
Hovey House
140 Commonwealth Avenue
Chestnut Hill, MA 02467-3808
Phone: (617) 552-1762
Fax: (617) 552-0191
E-mail: crr@bc.edu
Website: <https://crr.bc.edu>

© 2020, by Trustees of Boston College, Center for Retirement Research. All rights reserved. Short sections of text, not to exceed two paragraphs, may be quoted without explicit permission provided that the authors are identified and full credit, including copyright notice, is given to Trustees of Boston College, Center for Retirement Research.

The CRR gratefully acknowledges the Alfred P. Sloan Foundation for its support of this research. The findings and conclusions expressed are solely those of the authors and do not represent the opinions or policy of the Alfred P. Sloan Foundation, Boston College, or the Center for Retirement Research.